


# CD100M Dri-Prime® Pumps

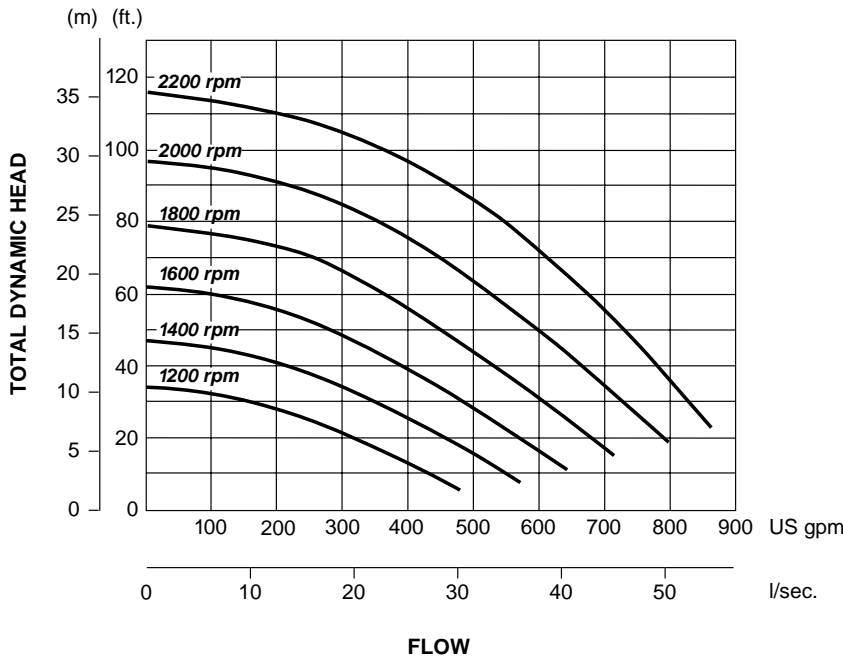


The Godwin Dri-Prime 4 inch (100mm) CD100M automatic priming centrifugal pump is a highly maneuverable portable trash pump with flow capabilities to 750 gallons per minute (47 liters per second), total dynamic heads to 115 feet (35 meters) and solids handling to 2 inch (50mm) in diameter. The unique Godwin venturi air evacuation system allows the CD100M to prime from dry conditions with suction lifts up to 28 feet (8.5 meters). Perfect in intermittent flow situations, the CD100M can run dry indefinitely without damage due to the oil bath mechanical seal design. For sewer bypass, general dewatering, and many other applications, the Godwin CD100M with 4 inch (100mm) hoses is a powerful, yet versatile and portable pumping system.

## Features

- Close coupled centrifugal pump with vacuum priming compressor mounted to a diesel engine. Also available in electric drive or as bare shaft pumpend.
- Solids handling ball type Non Return Valve with renewable flexible rubber seat and quick release access feature.
- All cast iron construction with cast chromium steel impeller.
- Compact unit mounted on skid base or two wheeled highway trailer both incorporating integral overnight running fuel tank.
- Extensive application flexibility — will handle raw sewage, slurries and liquids with solids up to 2 inch (50mm) in diameter.
- Simple maintenance — normally limited to checking engine and seal cavity oil levels.
- Recessed impeller version available handling solids in excess of 2-3/16 inch (56mm) in diameter.
- Standard engine — John Deere 3015D or Caterpillar 3014NA. Available with a variety of engines including Hatz, Perkins and Deutz.
- Continuously operated “Godwin” air ejector priming device requiring no form of periodic adjustment or control.
- A variety of silenced sets are available.
- Dry running, high pressure oil bath mechanical seal with abrasion resistant solid Silicon Carbide interfaces.

# CD100M Performance Curve



## CD100M Performance Table

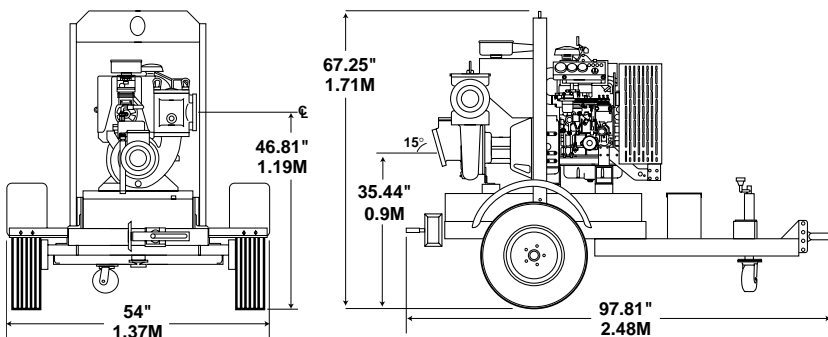
**Diesel Set** — John Deere 3015D, 24 hp @ 2200 rpm  
 Caterpillar 3014NA, 28 hp @ 2200 rpm  
**Impeller Diameter** — 8-5/8 in. (220 mm)

Total Suction Head - Feet	Total Delivery Head — Feet				
	10	20	30	40	50
10	720	710	700	695	690
15	615	580	530	500	450
20	510	490	475	430	375
25	450	440	400	390	350

Performance data listed in table and curves are based on water tests at sea level and 68° F (20° C). Larger diameter pipes may be required for maximum flows.

## Dimensions

CD100M — John Deere 3015D, GP30 Highway Trailer  
 Weight: 1734 lbs. (788 kg.)



## Specifications

- Maximum Operating Speed:** 2200 rpm
- Maximum Operating Temperature:** +212° F (100° C)
- Maximum Working Pressure:** 50.0 psi
- Maximum Suction Pressure:** 40 psi
- Maximum Casing Pressure:** 75.0 psi
- Fuel Tank Capacity:** 30 to 100 gallons (30 gallon standard) (113.5 to 378.5 liters)
- Fuel Consumption (full load, max. speed):**  
 JD: 1.21 gph @ 2200 rpm  
 CAT: 1.67 gph @ 2200 rpm
- Pipe Connections:** 4" ASA 150#
- Solids Handling:**  
 2" (50mm) dia. standard impeller  
 2-3/16" (56mm) dia. recessed impeller

## Materials

- Pump Casing, Suction Cover, Separation Tank and Wearplates:** Close grained cast iron
- Impeller:** Cast chromium steel hardened to minimum Brinell 341 HB
- Shaft Sleeve and Shaft:** 1-1/2% nickel/chromium steel
- Non Return Valve Body:** Close grained cast iron
- Non Return Valve Ball and Seat:** High nitrile rubber
- Mechanical Seal Faces:** Solid Silicon Carbide



One Floodgate Road, Bridgeport, NJ 08014, USA  
 (856) 467-3636 • Fax: (856) 467-4841

Quenington, Cirencester, Glos., GL7 5BX, UK  
 +44 (0)1285 750271 • Fax: +44 (0)1285 750352

E-mail: sales@godwinpumps.com  
 www.godwinpumps.com

### BRANCH LOCATIONS:

- Norwich, CT • Buffalo, NY • Chicago, IL
- Washington, DC • Richmond, VA • Virginia Beach, VA
- Charleston, WV • Raleigh, NC • Charlotte, NC
- N. Charleston, SC • Atlanta, GA • Houston, TX
- San Antonio, TX • Helena, MT • Los Angeles, CA

Dri-Prime® is a registered trademark of Godwin Pumps of America, Inc. Specifications and illustrations are subject to revision without notice. © Copyright 2002 Godwin Pumps of America, Inc.