


CD80D Dri-Prime® Pumps

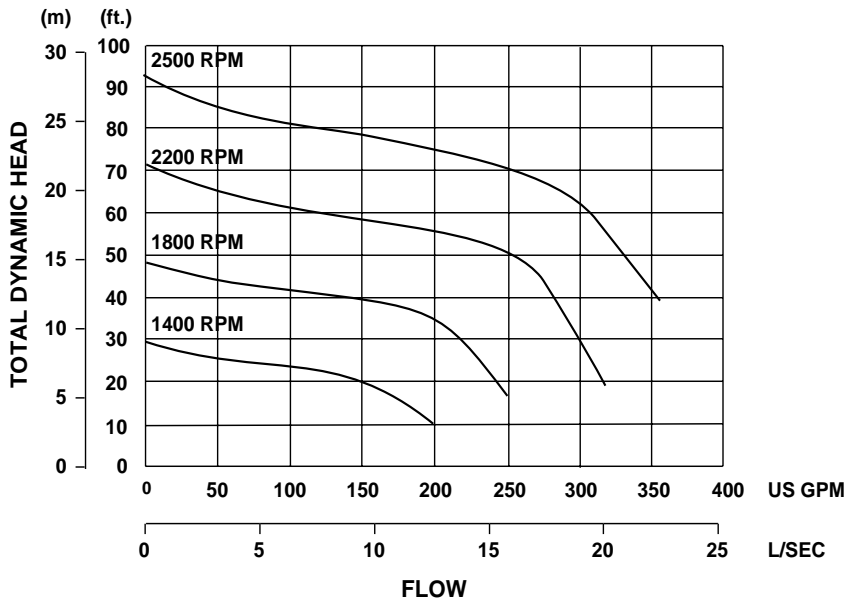


The Godwin Dri-Prime 3" (75mm) CD80D automatic priming centrifugal pump is a compact and highly maneuverable portable pumping system that can deliver a maximum of 350 gallons per minute (22 liters per second) and total dynamic heads to 93 feet (28 meters). The CD80D comes standard mounted on a highway trailer or skid mounted, both with an integral 30 gallon (113.5 liter) fuel tank for overnight running capabilities. A recessed impeller model is also available for increased solids handling. Indefinite dry running is no problem due to the unique Godwin oil bath mechanical seal design. Solids handling, dry-running and portability make the CD80D the perfect choice for small dewatering and bypass applications.

Features

- Close coupled centrifugal pump with vacuum priming compressor mounted to a diesel engine. Also available in electric drive or as bare shaft pumpend.
- All cast iron construction with cast chromium steel impeller. Also available in stainless steel.
- Extensive application flexibility — will handle raw sewage, sludges and liquids with solids up to 1-9/16" (40mm) in diameter.
- Continuously operated "Godwin" patented air ejector priming device requiring no form of periodic adjustment or control.
- Dry running, oil bath, mechanical seal with abrasion resistant solid silicon carbide interfaces.
- Solids handling ball-type Non Return valve with renewable flexible rubber seat and quick release access feature.
- Compact unit mounted on two-wheeled highway trailer or skid base, both incorporating integral overnight running fuel tank.
- Simple maintenance — normally limited to checking engine and seal cavity oil levels.
- Shown with an Isuzu 3LB1diesel engine. Also available with John Deere, Hatz, Perkins and Deutz engines.
- A variety of silenced units are available.

CD80D Dri-Prime® Performance Curve



Performance Table

Diesel Set – Isuzu 3LB1, 20.9 hp @ 2500 rpm
Impeller Diameter – 6.64 inches (166 mm)

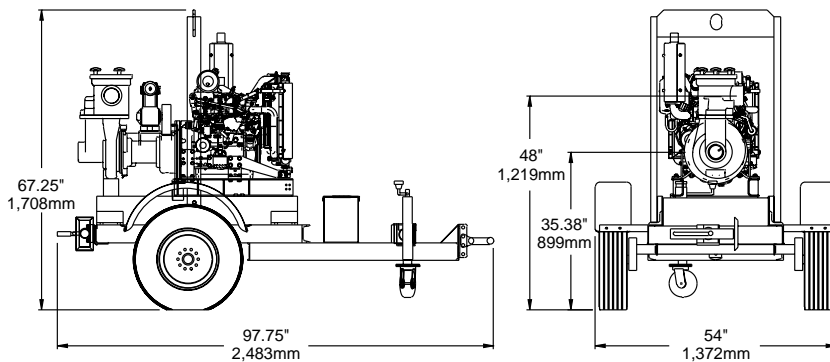
Total Delivery Head – Feet

Total Suction Head – Feet	40	60	80
Output – GPM			
10	350	310	115
15	330	300	115
20	315	275	113
25	285	245	110

Performance data listed in table and curves are based on water tests at sea level and 68° F (20° C). Larger diameter pipes may be required for maximum flow.

Dimensions

CD80D – Isuzu 3LB1, GP30 Highway Trailer
Weight: 1550 lbs. (703 kg.)



Specifications

- Maximum Operating Speed:**
2500 rpm
- Maximum Operating Temperature:**
+212°F (100°C)
- Maximum Working Pressure:**
58 psi
- Maximum Suction Pressure:**
29.0 psi
- Maximum Casing Pressure:**
87 psi
- Fuel Tank Capacity:**
30 gallons (113.5 liters)
- Fuel Consumption:**
1.2 gph (4.5 lph) (maximum)
- Pipe Connections:**
3" (75mm) Female NPT
- Solids Handling:**
1.56" (40mm) diameter

Materials

- Pump Casing, Suction Cover, Separation Tank and Wearplates:**
Close-Grained Cast Iron
- Impeller:**
Cast Chromium Steel, hardened to Brinell 341 HB
- Shaft:**
1-1/2% nickel/chromium steel
- NRV Ball:**
high nitrile rubber
- Mechanical Seal Faces:**
solid silicon carbide



One Floodgate Road, Bridgeport, NJ 08014, USA
 (856) 467-3636 • Fax: (856) 467-4841

Quenington, Cirencester, Glos., GL7 5BX, UK
 +44 (0)1285 750271 • Fax: +44 (0)1285 750352

E-mail: sales@godwinpumps.com
 www.godwinpumps.com

BRANCH LOCATIONS:

- Norwich, CT • Buffalo, NY • Chicago, IL
- Washington, DC • Richmond, VA • Virginia Beach, VA
- Charleston, WV • Raleigh, NC • Charlotte, NC
- N. Charleston, SC • Atlanta, GA • Houston, TX
- San Antonio, TX • Helena, MT • Los Angeles, CA

Dri-Prime® is a registered trademark of Godwin Pumps of America, Inc. Specifications and illustrations are subject to revision without notice. © Copyright 2002 Godwin Pumps of America, Inc. All rights reserved.