

GSP25, GSP35 Sub-Prime® Electric Submersible Dewatering Pumps

The line of Godwin Sub-Prime GSP electric submersible pumps is designed for large dewatering applications. The GSP25 and GSP35 models are capable of maximum flow rates from 254 to 301 gpm (16.0 to 19.6 l/sec) and discharge heads to 61 feet (18.3M). Like the small dewatering and trash handling models in the Sub-Prime line, these large dewatering submersible pumps are suited to tough construction, mining and industrial applications. They feature a slim-line design ideal for fitting into confined spaces and rugged construction for long life, specifically a cast chromium steel impeller and heavy duty rubber coated adjustable wear parts. Other features and benefits include tandem mechanical seals for dry running and extra protection against leakage, and a dual voltage junction chamber for convenient changeover in the field.



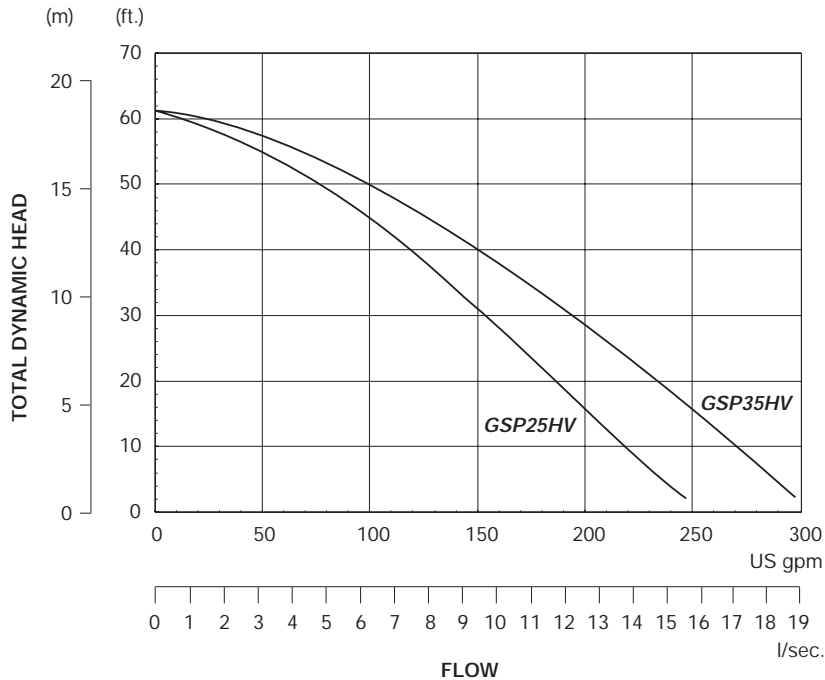
Features

- Convenient top discharge
- Compact slim-line design
- Oversized power cable
- Dual voltage junction chamber
- High performance submersible motor
- Oversized, heavy duty ball bearings
- Tandem mechanical seals – Silicon Carbide on Silicon Carbide primary seal
- Cast Chromium Steel impeller and heavy duty rubber coated adjustable wearparts
- Lightweight and corrosion resistant stainless steel cooling jacket
- Dry running capabilities
- Optional manual and automatic control panels available

Specifications

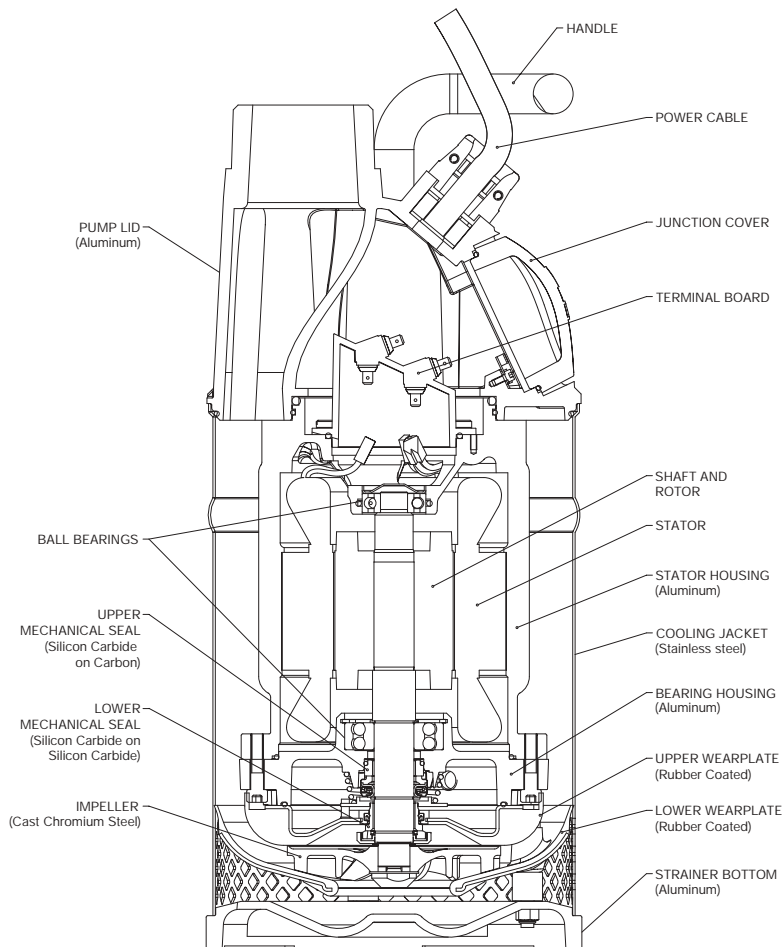
	Model	
	GSP25 Single Phase	GSP35 Three Phase
<i>HP (kW)</i>	2.5 (1.9)	3.5 (2.6)
<i>Max. GPM (l/sec.)</i>	254 (16)	301 (19.6)
<i>Max. Head - Ft. (M)</i>	61' (18.3M)	61' (18.3M)
<i>Discharge</i>	3" (75mm)	3" (75mm)
<i>Cable</i>	65' (20M)	65' (20M)
<i>RPM</i>	3400	3400
<i>Max. Temp.</i>	103°F (40°C)	103°F (40°C)
<i>PH Range</i>	5.0-8.0	5.0-8.0
<i>Voltage</i>	230	230/460
<i>Amps</i>	12	9.0/4.5
<i>Phase</i>	1	3
<i>Weight</i>	57 lbs. 26 kg.	57 lbs. 26 kg.

GSP25, GSP35 Sub-Prime® Performance Curves

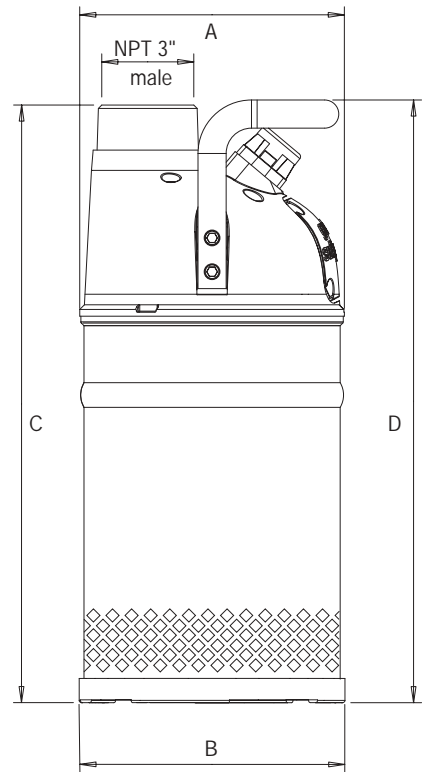


WARNING: Pumps are not designed for use in explosive atmosphere, flammable environments or for pumping volatile liquids.

Design & Construction



Dimensions



Model	A	B	C	D
GSP25	9.25" 235mm	9.29" 236mm	20.91" 531mm	21.06" 535mm
GSP35	9.25" 235mm	9.29" 236mm	20.91" 531mm	21.06" 535mm

**godwin
pumps**

One Floodgate Road, Bridgeport, NJ 08014, USA
(856) 467-3636 • Fax: (856) 467-4841
Quenington, Cirencester, Glos., GL7 5BX, UK
+44 (0)1285-750271 • Fax: +44 (0)1285-750352
E-mail: sales@godwinpumps.com
www.godwinpumps.com

BRANCH LOCATIONS:

Norwich, CT • Buffalo, NY • Pittsburgh, PA • Chicago, IL
Washington, DC • Richmond, VA • Virginia Beach, VA
Charleston, WV • Raleigh, NC • Charlotte, NC
N. Charleston, SC • Atlanta, GA • Houston, TX
San Antonio, TX • Helena, MT • Los Angeles, CA

Sub-Prime® is a registered trademark of Godwin Pumps of America, Inc.
Specifications and illustrations are subject to revision without notice.
© Copyright 2002 Godwin Pumps of America, Inc. All rights reserved.